

Anti-Bullying Project

Y8 CRS Homework Summer Term

Your name Form 8.....

Complete all tasks by:

1. Thinking about the answers below
2. Talking to friends and family
3. Doing some research on the internet (if you can)

Do this task at the end:

Without mentioning any names, explain here who you spoke to during your project -

Write the names of any websites you used in your research -

Task 1 - The Point of this Work

Why do we learn about bullying in schools? Think of 3 reasons why it is important for us to think about bullying -

- 1.
- 2.
- 3.

Task 2 - The W and H questions about Bullying


Answer these questions about bullying:

What is bullying?

Who bullies? (what types of people?)

Who gets bullied?


Where and when do people get bullied? (think of different situations)



How does bullying happen? (think of 10 different ways that someone can bully someone else.)



Why are people bullied? (think of 10 different reasons for it.)




Task 3 - Useful words

Find out and explain what these words mean:

- *Racism*
- *Sexism*
- *Cyber-bullying*
- *Homophobia*
- *Xenophobia*
- *Intimidation*
- *Isolation*

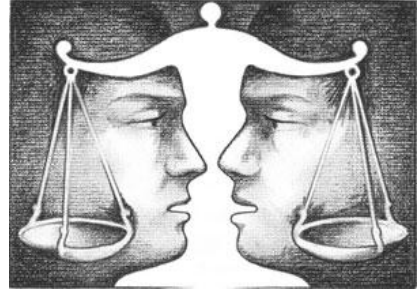


- *Text bullying*
- *Physical assault*
- *Verbal assault*
- *Threats*
- *Teasing*



Task 4 - Social and Emotional Skills

4a) Find out what the word **empathy** means and write your definition here...



4b) Read the poem, 'The Hurt Boy and the Birds'

The Hurt Boy and the Birds
The hurt boy talked to the birds
And fed them crumbs of his heart.
It was not easy to find the words
For secrets he hid under his skin.
The hurt boy spoke of a bully's fist
That made his face a bruised moon-
His spectacles stamped to ruin.
It was not easy to find the words
For things that nightly hisses
As if his pillow was a hideaway for creepy- crawlies-
The note sent to the girl he fancied
Held in high mockery.
But the hurt boy talked to the birds
And their feathers gave him welcome-
Their wings taught him new ways to become.
By John Agard

4c) **Create diagram, storyboard or picture that explains the meaning of the poem and how the boy is feeling.**

Include words, speech or thought bubbles and complete it on A4 paper for display.

4d) **Explain your own thoughts about the poem in a paragraph.**

(Include how it makes you feel)